

# upstate HOME

L I V I N G R E A L E A S Y

## LIKE PARADISE

AT HOME IN  
EAST SYRACUSE

TOUR A LAKESIDE  
CONDO AND  
GARDENS

## SUMMER BREEZE

THE LIGHTER SIDE  
OF CNY SHOPS

## BRUSH UP

INSPIRING  
PAINT TIPS

## BACKYARD

THOUGHTS ON  
SUMMER



Dick Blume / dblume@syracuse.com




# Brush up

## INSPIRATION CAN COME FROM ANYWHERE – EVEN A CHAIR

By Heather Bruno-Sears


When working in a particular color scheme – sometimes it's fun to inject a pop of color and/or ornament that adds personality and excitement without overpowering the room. For ornamental decorative paint finishes, seeds of inspiration are often found in window treatment, pillow, and upholstered chair fabrics. A recent commission highlights the process of gleaning inspiration from a fabric bolt used to upholster two armchairs.

**1** A client requested a family room feature wall inspired by upholstered armchair fabric. I traced the ornament on a sheet of mylar and hand-cut a template to lay the design out on a 30-foot expanse of wall.



**2** With the family room walls base-coated a rich shade of Sailboat Blue, I began stenciling the basic layout of the ornamental fabric pattern.


**3** After the ornament was mapped out, I reworked the entire design with a half-inch brush. Most guests thought the finish was wallpaper.



Photos courtesy of Heather Bruno-Sears

**4** The fabric-inspired ornament perfectly fit the expanse of the feature wall, and was a lovely complement to the bold, elaborate woodwork.

**5** The seed of inspiration found in design accents...that tie it all together into a beautiful package.



Heather Bruno-Sears is decorative artist from Skaneateles. You can read her blog at [heatherbrunosears.com](http://heatherbrunosears.com).